AGILE ENGINE

AE Design System

MUI & Material Design Guidelines

Colors

Our design system embraces a thoughtful collection of color styles that serve as an ideal foundation for any brand or project. In the realm of color, we prioritize the importance of contrast to ensure optimal legibility of text. To promote accessibility, our color system incorporates WCAG 2.1 contrast ratios, empowering you to design with inclusivity at the forefront of your mind.

ACCESSIBILITY | VISUAL HIERARCHY | BRANDING AND IDENTITY

Variable name	Sample	Description
Main		Main color for buttons and general components
Secondary		Reflects the {color}.main variable from the theme object
Contrast		Reflects the {color}.contrast variable from the theme object. Color that keeps a contrast ratio above AA when XX.main is used as a bg. color
8p		Used for hover states. The token represents 8% of the {FF7A00}/Main token
16p		Used for selected states. The token represents 16% of the {FF7A00}/Main token
24p		Used for focus visible states. The token represents 24% of the {FF7A00}/Main token
32p		Used for focus visible states. The token represents 32% of the {FF7A00}/Main token
40p Ripple		Used for focus visible states with ripple enabled. The token represents 40% of the {FF7A00}/Main token
48p		Used for enabled state. The token represents 48% of the {FF7A00}/Main token
48p		Used for enabled state. The token represents 48% of the {FF7A00}/Main token
Tertiary		Used for secondary content or UI elements.
Tertiary 16p		Used for background. The token represents 16% of the {5E657A} secondary
Action/Active		Reflects the action. The token represents 48% of the {5E657A} secondary
Action/Hover		The token represents 8% of the {5E657A} secondary

Style name	Font weight	Font size	Transform	Letter spacing	Sample
h1	Black	104	Sentence	0px	Almost befo
h2	Extrabold	96	Sentence	0px	Almost befor
h3	Extrabold	88	Sentence	0px	Almost before
h4	Extrabold	80	Sentence	0px	Almost before w
h5	Extrabold	72	Sentence	0px	Almost before we
h6	Extrabold	64	Sentence	0px	Almost before we kn
h7	Extrabold	56	Sentence	0px	Almost before we knew
h8	Extrabold	48	Sentence	0px	Almost before we knew it.

Typography

Our design system embraces a deliberate selection of typographic styles. We have rigorously tested this typographic scale across numerous projects to ensure its versatility for (almost) any undertaking, while prioritizing accessibility to accommodate a wide range of users.

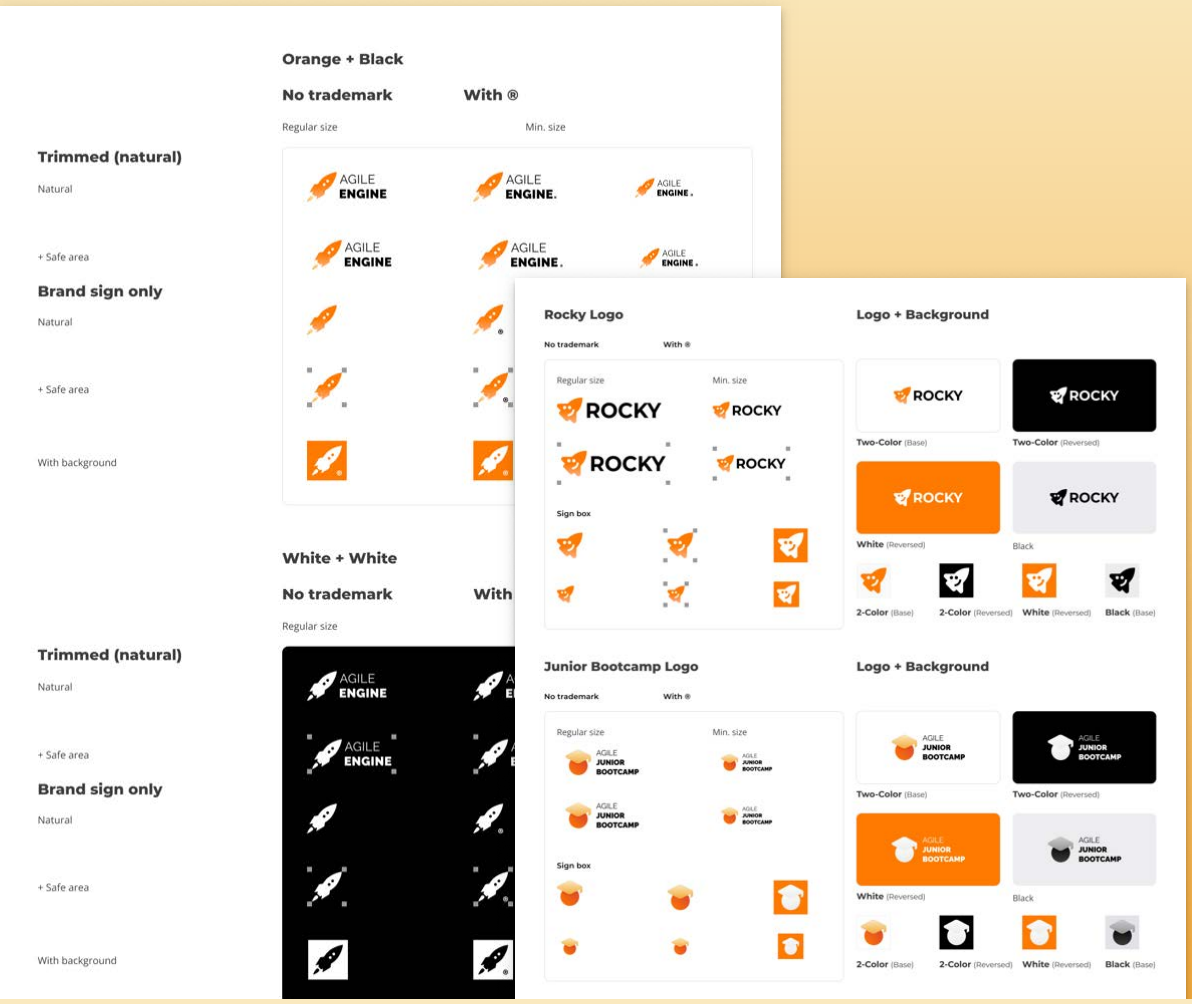

Logotypes

A logo represents the brand, our own image as a company. With that in mind there are different ways it can, and can't be used, always depending on the context and size of the design piece.



Base icons

Feather is a collection of simply beautiful open source icons designed by Cole Bemis (@colebemis). Each icon is designed on a 24x24 grid with an emphasis on simplicity, consistency and readability. Colors can also be changed via symbol overrides. All strokes in these icons have been converted to single vectors so color overrides are respected within variants.



Grid layouts

AGILE ENGINE.

Layout grids establish the foundation for structure, hierarchy, and rhythm in your design. By adhering to a defined layout system, you can enhance both speed and consistency in your work, enabling you to create with efficiency and coherence.

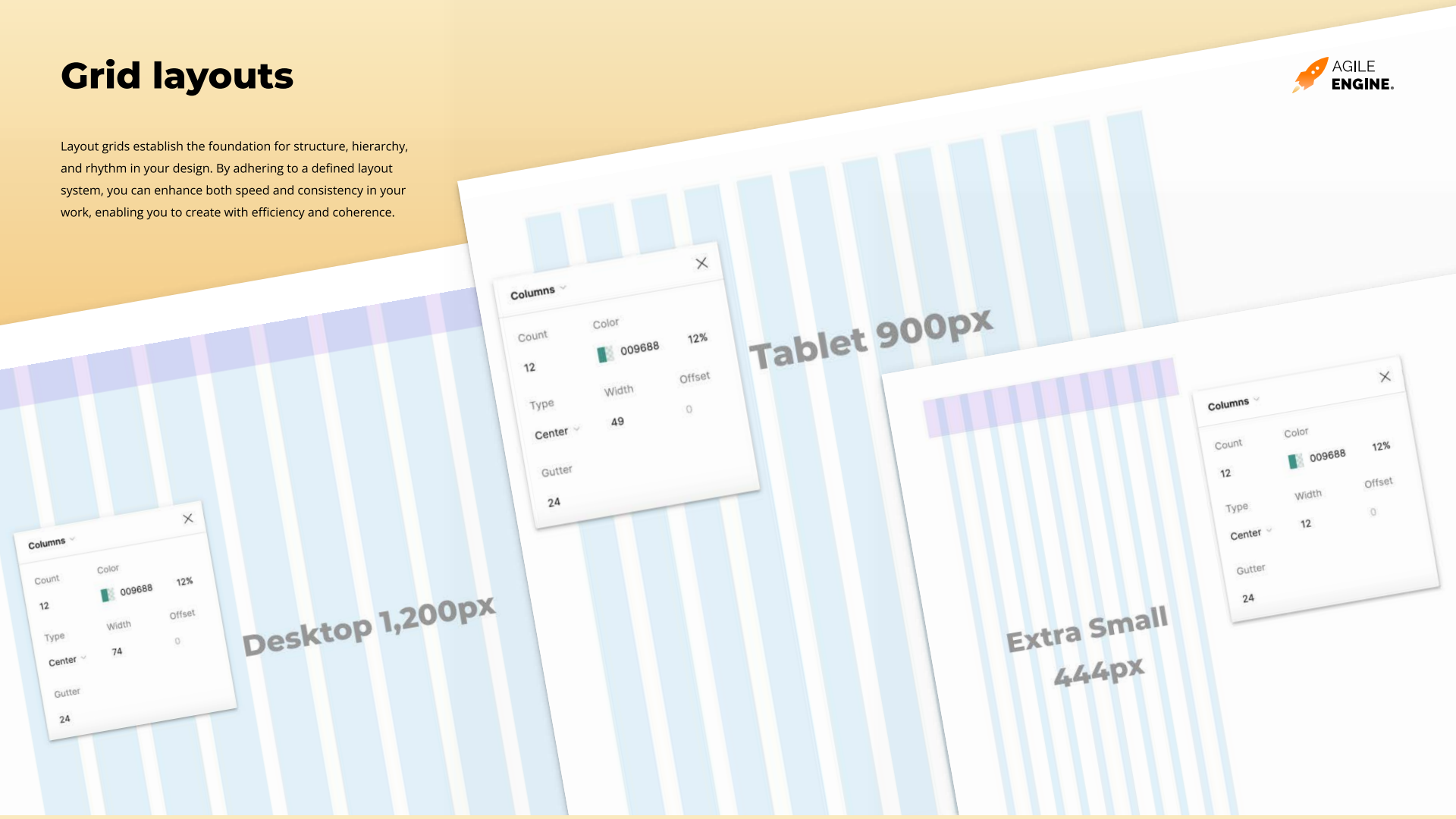

Buttons

AGILE ENGINE.

Crafted with the intention of fostering a unified and easily identifiable user experience, our design system meticulously outlines the size, shape, color, and typography specifications for buttons. Additionally, it defines their expected behavior upon being clicked or hovered over, ensuring consistency and predictability throughout the interface.

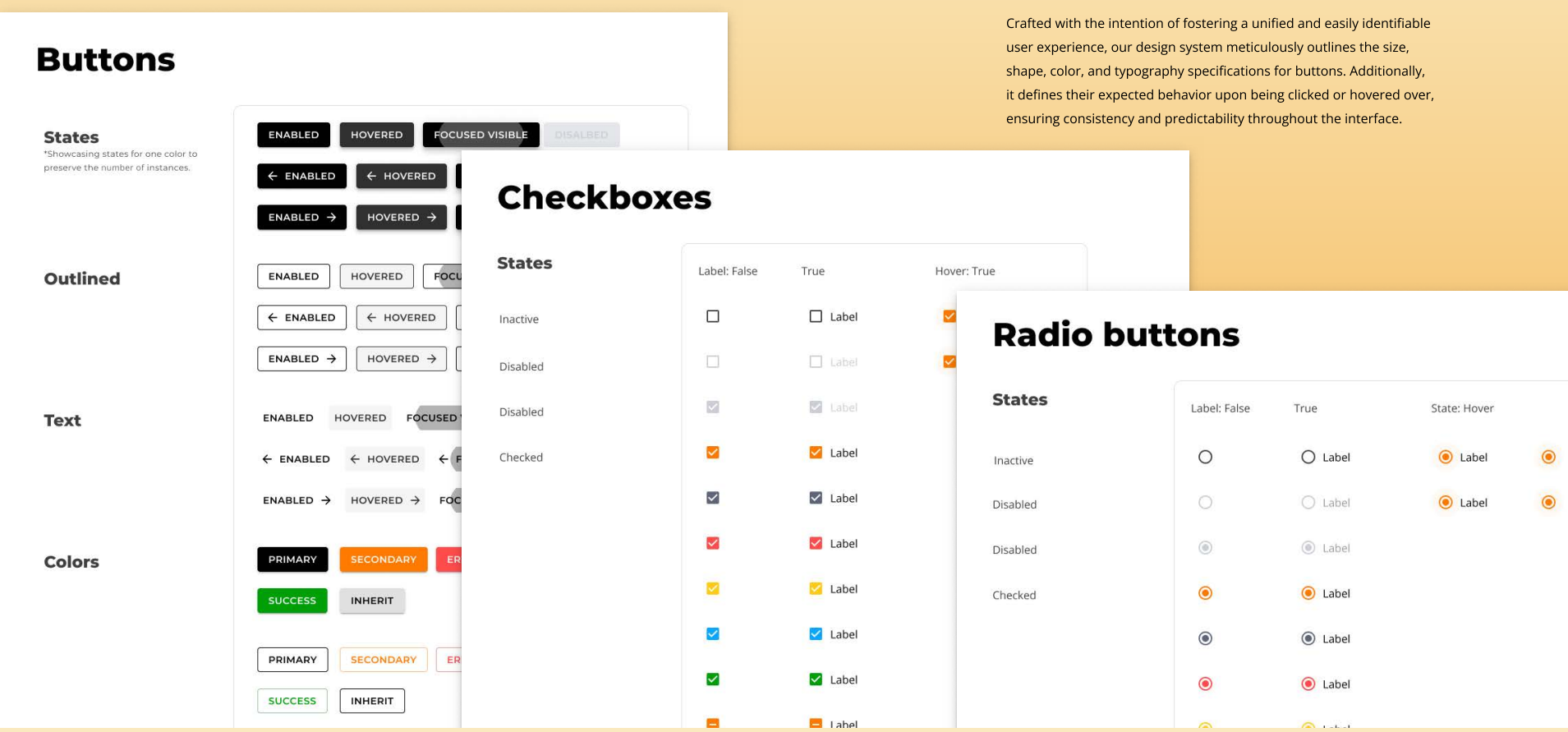

AGILE ENGINE.

Input fields

Input fields serve as a means for users to input text within a user interface, commonly found in forms and dialogs. To optimize the mobile experience, it is recommended that input fields utilize a minimum text size of 16px. This ensures that mobile browsers do not trigger automatic zooming, resulting in a more seamless and user-friendly interaction.

INTERACTION | FEEDBACK | CONTROL

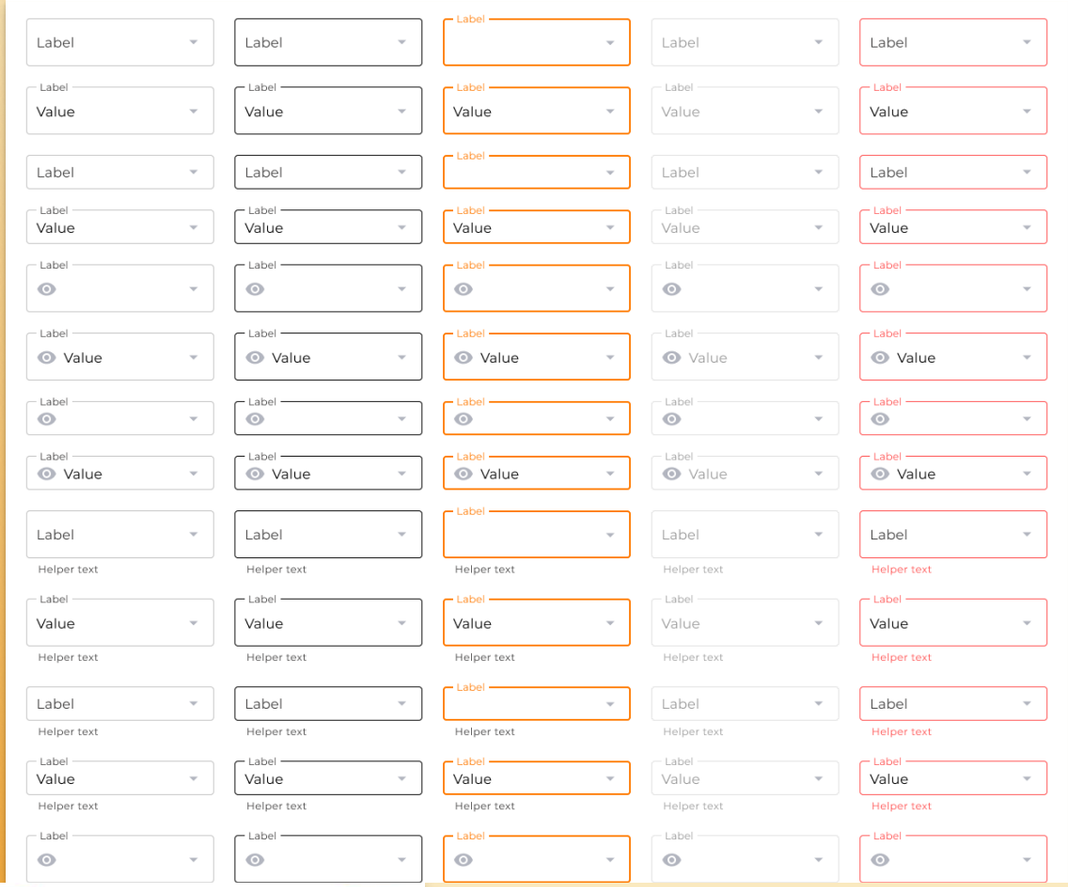

AGILE ENGINE.

Chips

Chips are versatile UI elements within our design system. They provide a compact and visually appealing way to display small pieces of information, such as tags, categories, or selections. With customizable styles and interactive features, chips offer flexibility in representing data and enhancing user engagement.

AGILE ENGINE.

Sliders

Sliders allow users to select a range of data points.
They're useful for dynamic filtering of data.

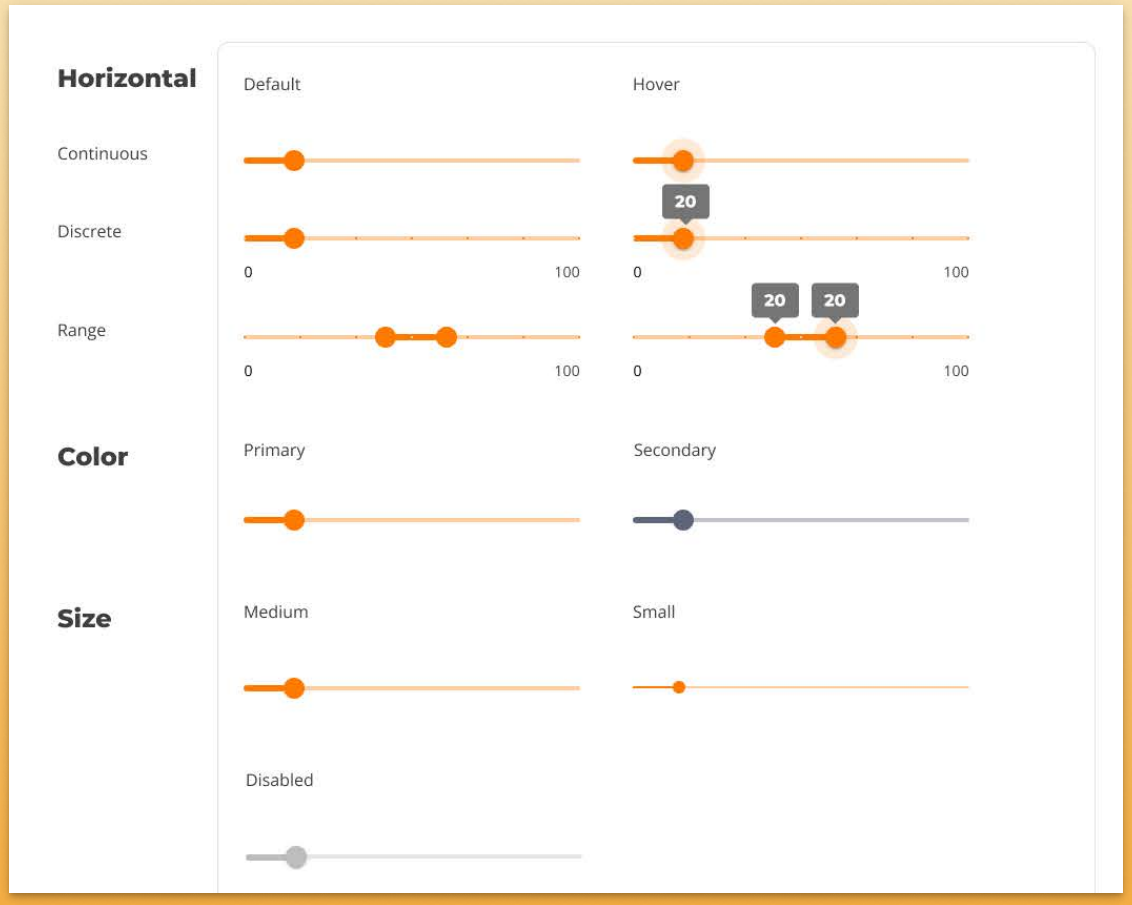

AGILE ENGINE.

Progress

Progress circles serve as visual indicators that display the percentage of a task completed. They effectively prompt users to take action or complete a specific process. Similarly, progress bars also convey the percentage completed of a task and can effectively motivate users to complete actions or processes. Both progress circles and progress bars are valuable tools for guiding user interactions and encouraging progress throughout various user experiences.

AGILE ENGINE.

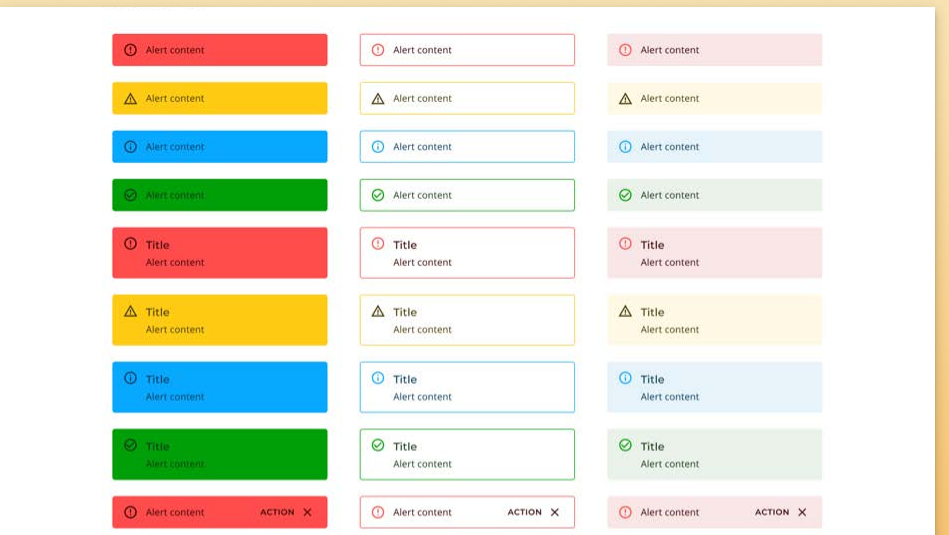

Alerts

Alerts are an important method of communicating with important users and providing feedback. Alerts can serve as informational messages, where they provide additional information to users that may not be tied to their current action or task. They can also be used to provide direct

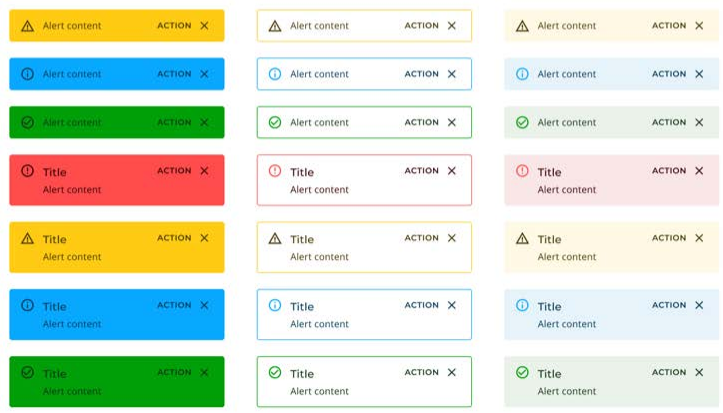

feedback to users and actions.



Date pickers

Date pickers empower users to conveniently select a single date or a range of dates within a user interface. While they are commonly presented as dropdown menus, date pickers can also be integrated into modals or multi-step processes, ensuring flexibility and seamless integration across various interactions. Their versatility allows for efficient date selection, enhancing user experiences in a variety of contexts.

INTUITIVE DESIGNED | ERROR HANDLING | SUPPORT LOCALIZATION

Navigation

Is a critical component in creating an intuitive and easy-to-use interface, as it enables users to find the information or functionality they need quickly and easily.

CLARITY | INTUITIVENESS | USABILITY

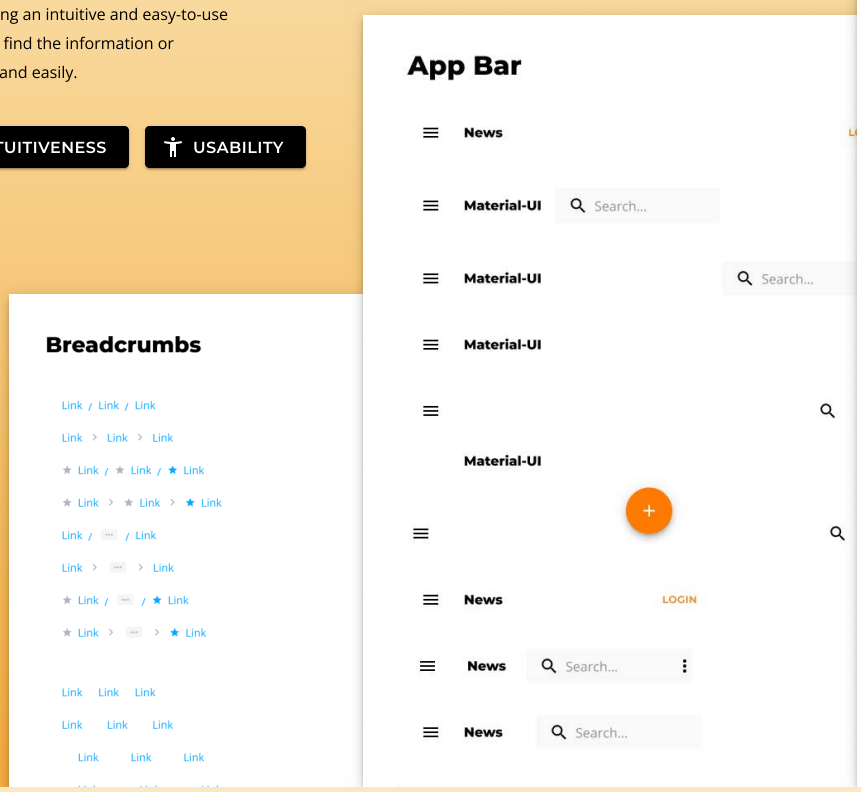

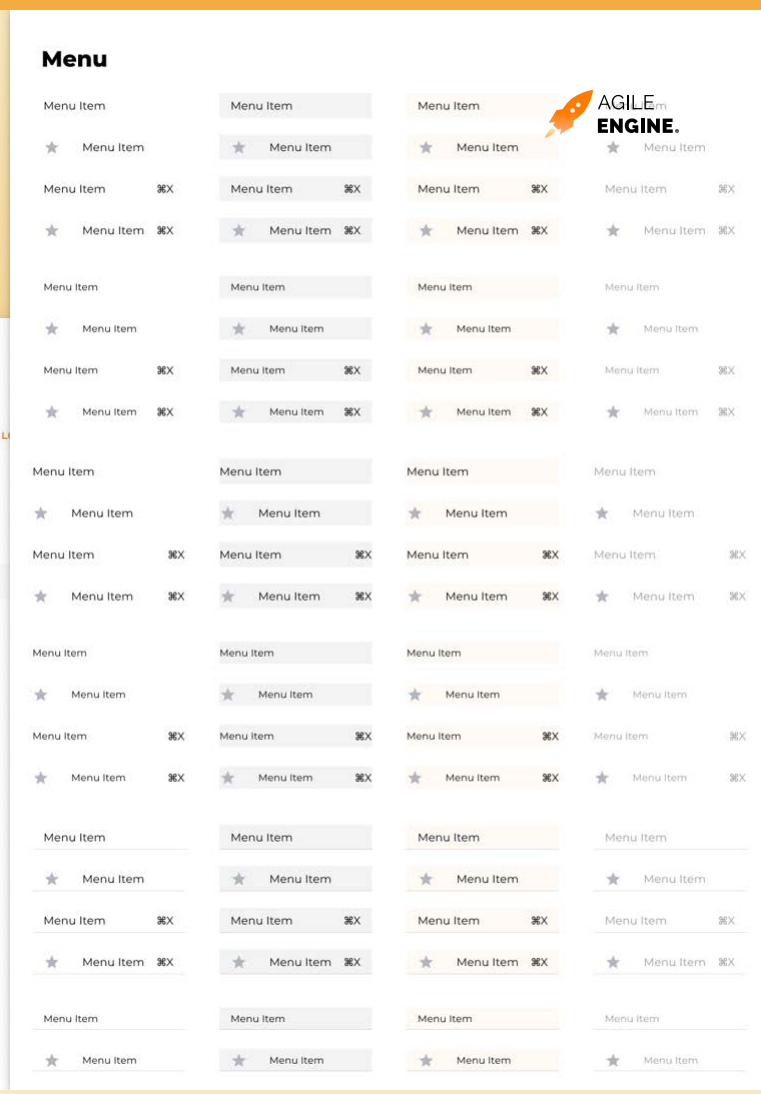

Illustration Library

We use 3D objects to give life to brandable spaces on our product surfaces and bring attention to valuable information. 3D objects come in many forms, sizes and complexties. In order to maintain consistenty, we should respect the following characteristics

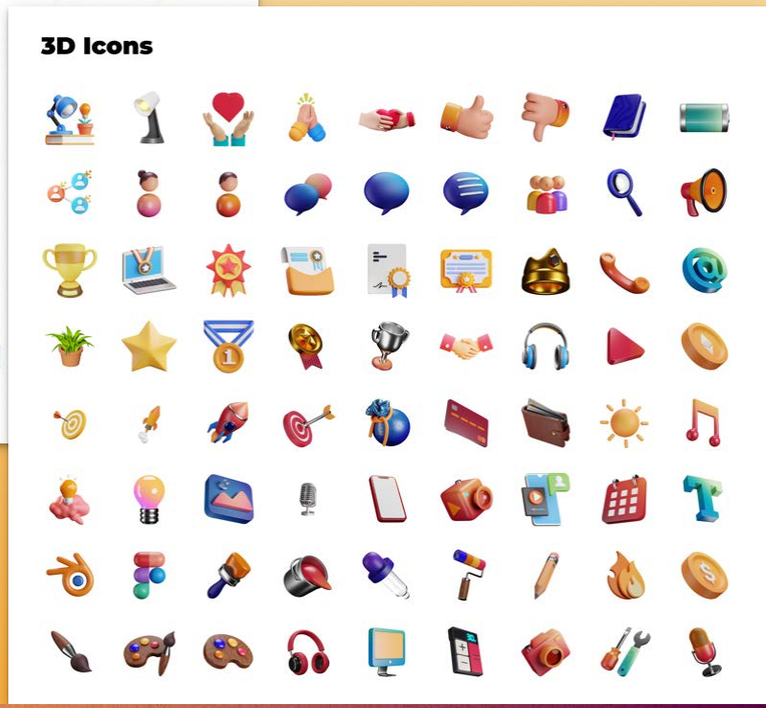

AGILE ENGINE

Thanks for watching!

Design System